



**Saints and Scholars Integrated Primary and Nursery School**  
Killuney Park Road  
Armagh  
BT61 9HG

**Tel: 02837510113**

Principal: Mr Andrew Scott-Mulholland  
[ascottmulholland193@c2kni.net](mailto:ascottmulholland193@c2kni.net)

## **May/June Information**

### **Topic: Bears/Transition to Primary 1**



Dear Parents,

As part of our exciting topic on bears, we'll be exploring a range of activities related to these fascinating animals. The children will enjoy ordering bears and props by size—small, medium, and large. We'll also read beloved bear-themed stories such as *We're Going on a Bear Hunt* and *Goldilocks and the Three Bears*. The children will have the opportunity to help set up the role-play area to recreate the Three Bears' cottage. Additionally, we'll make textured playdough with porridge oats and plan a Teddy Bear's Picnic, where children can bring their own bears from home.



We will have our Teddy Bears' Picnic on a day in June! The children will bring their teddy bear from home and enjoy a snack outdoors. We will select a day with good weather and keep you informed about the date as it approaches.

As part of our bear theme, we'll also be doing several fun art activities, including:

**Textured Art with Porridge Oats and PVA Glue** – The children will create textured bear-themed art using porridge oats and glue.

**Painting Bears from Observation** – The children will paint bears, such as a teddy bear, based on observation to help develop their fine motor skills.

**Making Bears at the Playdough Area** – Using bear cookie cutters and googly eyes, the children will make bears at the playdough area. They will also add porridge oats to the dough for extra texture.

**Paper Plate Bears** – Use a paper plate as the base for a bear face. The children can paint or colour the plate, then glue on paper ears, eyes, a nose, and a mouth to create their own bear face.

**Bear Tracks** -The children will dip the bears in paint and press them onto paper to make paw prints. We will discuss the different sizes of bear tracks and use this as a chance to talk about various bear species, such as grizzly bears, polar bears, and more.

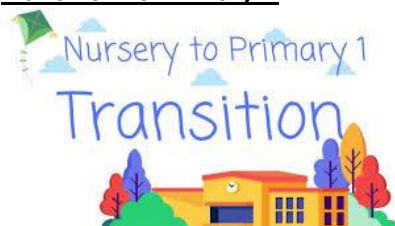


*It takes a world of differences to make a different world*

**Bear Collages** – The children will create a bear collage using a variety of materials, such as brown paper, fabric, felt, cotton balls, buttons, and more. They can either make a picture of a bear or express their creativity by using different textures to represent a bear in their own unique way.



### Transition to Primary 1



As the nursery year comes to a close, many children are beginning to talk about their move to Primary 1. To help prepare them for this transition, we'll be running a transition program throughout May and June. This will include visits from the Primary 1 teachers, who will spend time getting to know the children through play and activities. We will also use storytime and large group discussions to talk about their new teachers and what to expect in Primary 1. We are committed to ensuring a smooth transition for children moving from nursery to Primary 1. Our transition program will include:

**Visits from the Primary 1 Teacher** – The Primary 1 teacher will visit our nursery environment to meet and interact with the children.

**Building Familiarity with the Main School Building** – Children will have the opportunity to visit the Primary 1 classroom, explore the dining hall, and become more comfortable with the wider school environment.


### Books We Will Read as Part of Our Bear Topic

***We're Going on a Bear Hunt*** by Michael Rosen: A fun and rhythmic story about a family's adventure as they search for a bear, encountering various obstacles along the way.

*We're Going on a Bear Hunt*  
Michael Rosen Helen Oxenbury



***Goldilocks and the Three Bears*** by Ian Beck: A classic tale of Goldilocks who enters the home of three bears, testing their porridge, chairs, and beds before learning a valuable lesson.







***Can't You Sleep, Little Bear?*** by Martin Waddell: Little Bear is afraid of the dark, and Big Bear helps him find comfort and reassurance as they search for a cozy spot to sleep.

***Brown Bear, Brown Bear, What Do You See?*** by Eric Carle: A colourful, repetitive story that introduces children to various animals as they guess what comes next, with beautiful illustrations by Eric Carle.

***Wash-a-Bye Bear*** by Thomas Doherty: A gentle bedtime story where Bear gets ready for bed with the help of a loving caretaker, complete with bath time and cozy rituals.

***My Friend Bear, Where's My Teddy?***, *It's the Bear!* by Jez Alborough: A series of playful stories following the adventures of a little boy and his teddy bear, encountering surprises along the way.



### Ways That Parents Can Help

As we approach the end of the nursery year, here are some simple and meaningful ways you can support your child's learning, development, and transition to Primary 1:

- Encourage independence: Help your child practise skills like putting on their shoes, zipping their coat, or tidying up after themselves. These everyday tasks build confidence and readiness for school routines.
- Make time for conversation: Take a few minutes each day to talk with your child about what they've done, how they felt, or what they're looking forward to. This strengthens communication skills and emotional awareness.

*It takes a world of differences to make a different world*

- Read together often: Whether it's at bedtime or a quiet afternoon moment, reading aloud helps your child develop language, imagination, and listening skills. Let them choose books and talk about the story together.
- Support early numeracy: Count items while tidying up, talk about shapes around the house, or play simple board games together. These small moments help build important early maths skills.
- Talk together about what Primary 1 might be like—new routines, new teachers, and exciting things they'll learn. Discussing these changes in a calm, positive way can help ease any worries and build excitement for what's ahead.
- Celebrate progress: Take time to notice how far your child has come this year—socially, emotionally, and in their learning. Celebrate small wins and encourage their curiosity as they prepare for new adventures.

Even a few minutes each day of focused interaction can make a big difference in supporting your child's growth and confidence as they move forward.

### **Nursery Fund:**

Thanks for all your support throughout the year, enabling us to provide snacks and build on other resources for the children. The May Nursery Fund of £10.00 is now due. Please ensure your child's name is clearly marked on the envelope.



### **Dates for Your Diary:**

**Monday 4th May:** School closed (May Bank Holiday)

**Friday 15th May:** Armagh County Museum Book Launch

**Wednesday 20th May:** Beauty and the Beast

**Friday 22nd May & Monday 25th May:** School closed (May Bank Holiday)

**Tuesday 26th May:** School closed (Staff Development Day)

**Monday 8th June:** Sports Day

**Monday 15th June:** School closed (Staff Development Day)

**Tuesday 16th June:** Trip to the Imaginarium Centre Newry

**Friday 19th June:** Family Fun Day (Parent's Council)

**Tuesday 23rd June:** Half day for Nursery- P6 (P7 Leavers Assembly)

**Wednesday 24th June:** Graduation and last day of term for Nursery

### **Sports Day**

Sports Day will take place on Monday 8th June. Further details will follow.

### **Sun Cream**

As warmer weather arrives, please apply sun cream to your child before they arrive at nursery. Don't forget to send in a sun hat, clearly labelled with their name, to help keep them safe in the sun. Please note that nursery staff are unable to store or apply sun cream to the children.



### **School Uniform**

With the arrival of the warmer months, children can now wear navy 'trouser-type' school shorts instead of trousers. A red gingham summer dress is also an option, paired with white socks. Please ensure all items of school uniform are clearly labelled with your child's name to help us return any lost items. As the weather warms up, please make sure cardigans and jumpers are labelled as well.



### **End of Year Scholars Trip to Imaginarium Centre**

We are excited to announce that our end-of-year school trip will take place on Tuesday 16th June, when we will be visiting the Imaginarium Centre in Newry. During the visit, the children will enjoy creative play and take part in an art and craft activity. We visited the Imaginarium Centre last year and the children absolutely loved it – it was a brilliant trip, so we decided to go again this year. We are really looking forward to another fun and educational day, and further details will be sent out in a letter nearer the time.

*It takes a world of differences to make a different world*



### **Nursery Graduation**

Nursery Graduation will take place on Wednesday 24th June, beginning at 9:45am. The ceremony will last approximately 20 minutes and will be followed by light refreshments. Parents are warmly invited to stay and enjoy the celebration with us. The event will conclude by 11:00am, at which point nursery children will go home with their parents, as this will be their final day of nursery.

Please note that on Tuesday 23rd June, the P7 Leavers' Assembly will take place. On this day, nursery children will attend for a half day only. Further details, including timings, will be shared nearer the time, and additional information will be sent out closer to both events.

### **Lending Library**

You are welcome to choose a book from our yellow bookcase in the cloakroom area to take home and share with your child. Please remember to sign out any books you borrow and return them before borrowing new ones. We encourage you to borrow books as often as you wish and ask that you help your child care for them while at home.



## **Songs and Rhymes**

Singing songs and saying rhymes with your child is a fun and easy way to support their learning and development. Songs and rhymes help children remember new words, develop their speaking and listening skills, and build a strong foundation for reading later on. They also encourage rhythm and movement, which are important for coordination and concentration. Sharing songs and rhymes together creates special moments and helps your child feel confident and happy while learning. Try singing familiar songs or making up your own rhymes at home — your child will love it!



### **The Bear Went over the Mountain**

Oh the bear went over the mountain,  
The bear went over the mountain,  
The bear went over the mountain,  
To see what he could see.

But all that he could see,  
But all that he could see,  
Was the other side of the mountain,  
The other side of the mountain,  
The other side of the mountain,  
Was all that he could see.

So he went back over the mountain,  
He went back over the mountain,  
He went back over the mountain,  
To see what he could see.

But all that he could see,  
But all that he could see,  
Was the other side of the mountain,  
The other side of the mountain,  
The other side of the mountain,  
Was all that he could see.  
All that he could see!

### **When Goldilocks Went to the House of the Bears**

*It takes a world of differences to make a different world*



When Goldilocks  
went to the  
house of the  
bears,  
Oh what did her

two eyes see?  
A bowl that was huge,  
A bowl that was small,  
A bowl that was tiny and that was all,  
She counted them: one, two, three.

When Goldilocks went to the house of  
the bears,  
Oh what did her two eyes see?  
A chair that was huge,  
A chair that was small,  
A chair that was tiny and that was all,  
She counted them: one, two, three.

When Goldilocks went to the house of  
the bears,  
Oh what did her two eyes see?  
A bed that was huge,  
A bed that was small,  
A bed that was tiny and that was all,  
She counted them: one, two, three.

When Goldilocks went to the house of  
the bears,  
Oh what did her two eyes see?  
A bear that was huge,  
A bear that was small,  
A bear that was tiny and that was all,  
They growled at her: grr, grr, grr!

### **Round and Round the Garden**

Round and round the garden, like a  
teddy bear (*gently trace finger in a  
circle around child's palm*).  
One step, two step (walk your fingers up  
child's arm).  
Tickle you under there! (*tickle under  
chin*).

### **Teddy Bear, Teddy Bear**



Teddy bear, teddy bear, turn around,  
Teddy bear, teddy bear, touch the  
ground,  
Teddy bear, teddy bear, reach up high,  
Teddy bear, teddy bear, touch the sky,  
Teddy bear, teddy bear, bend down  
low,  
Teddy bear, teddy bear, touch your  
toes,  
Teddy bear, teddy bear, go to bed,  
Teddy bear, teddy bear, rest your head,  
Teddy bear, teddy bear, turn out the  
lights,  
Teddy bear, teddy bear, say "good  
night."

### **My Teddy Bear**



My teddy bear has two eyes, two eyes,  
two eyes,  
My teddy bear has two eyes.  
I love my teddy bear.

My teddy bear has one nose, one nose,  
one nose,  
My teddy bear has one  
nose.  
I love my teddy bear.



My teddy bear has two  
ears, two ears, two ears,  
My teddy bear has two ears.  
I love my teddy bear.

My teddy bear has two arms, two arms,  
two arms,

*It takes a world of differences to make a different world*

My teddy bear has two arms.  
I love my teddy bear.

My teddy bear has four paws.  
I love my teddy bear.

My teddy bear has four paws, four  
paws, four paws,

*It takes a world of differences to make a different world*